

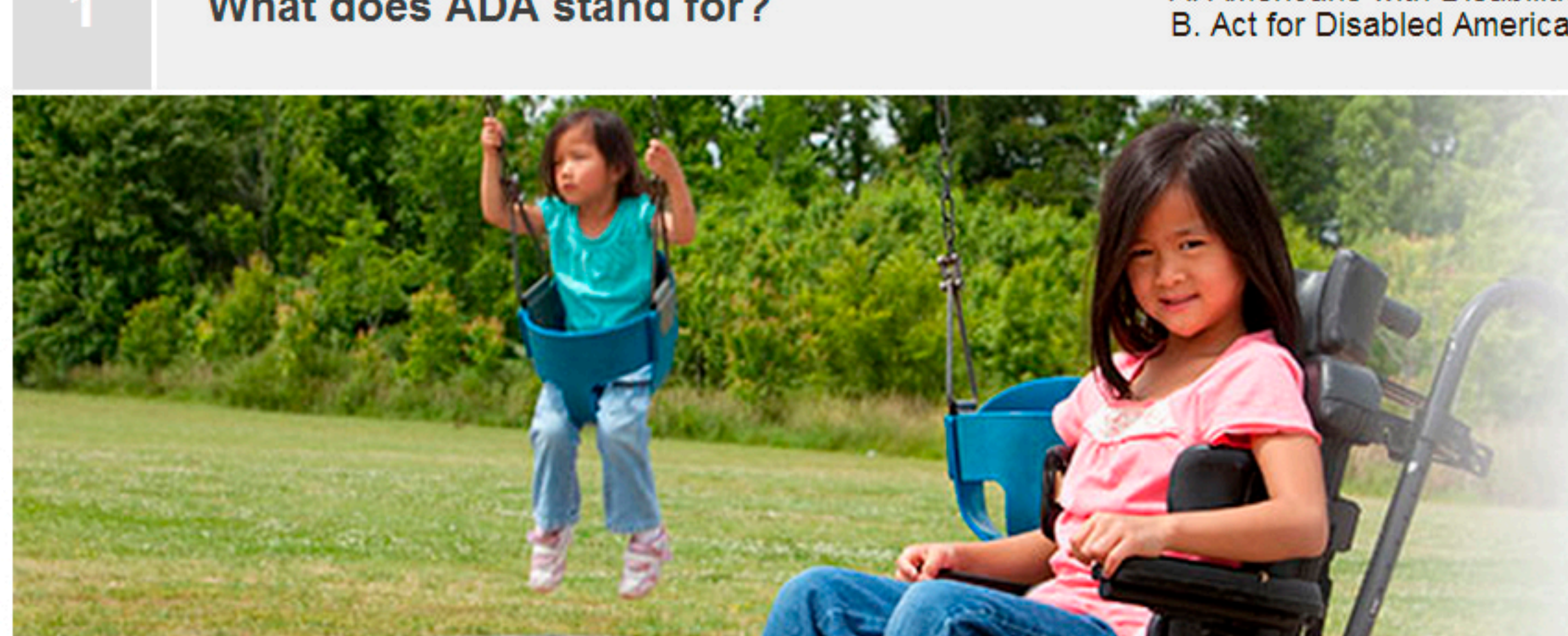
What's That? Playground Vocabulary Quiz



Put your knowledge of common playground terms to the test! Don't forget to tell your friends how smart you are.

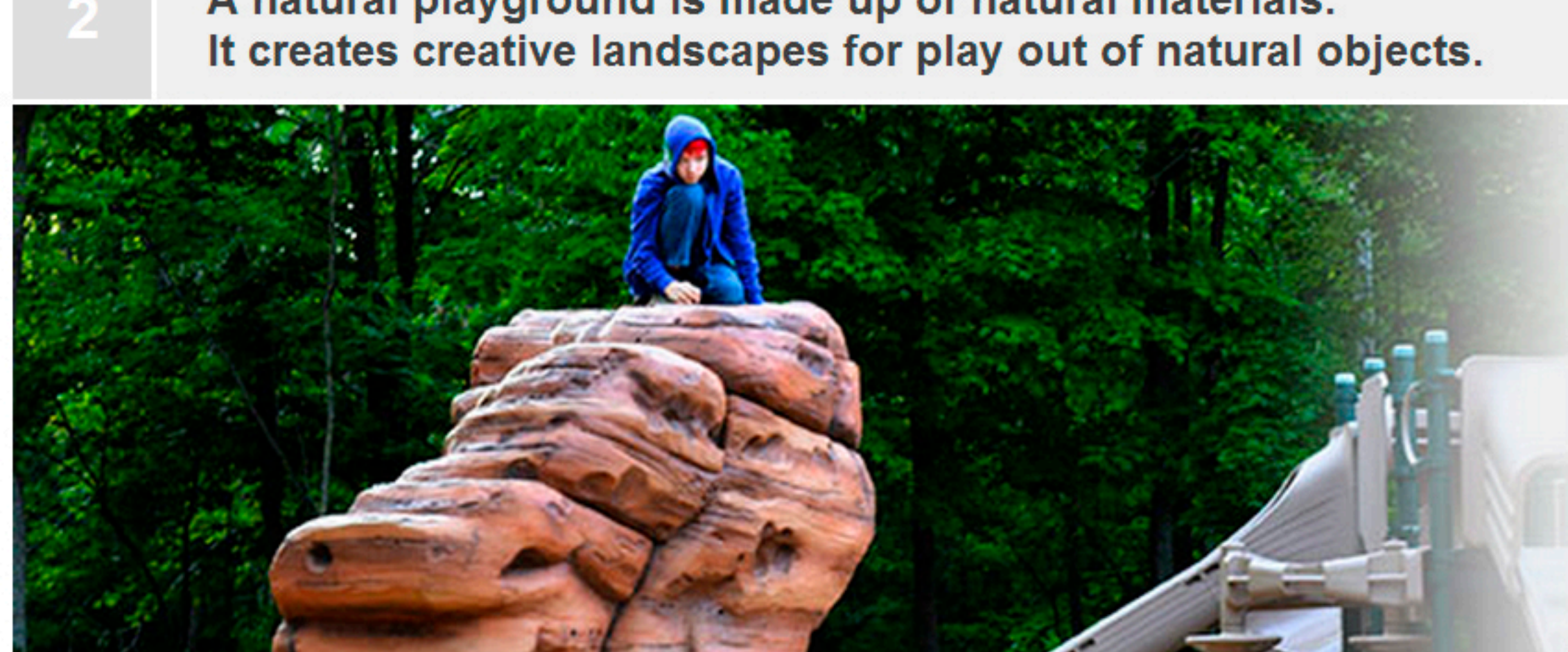
Created By [Kristen Breedlove](#) on September 8, 2014

1 What does ADA stand for? A. Americans with Disabilities Act B. Act for Disabled Americans C. Accessibility for Disabled Americans D. Americans Disabled with Accessibility A B C D




Answer: A.
Americans with Disabilities Act.

2 A natural playground is made up of natural materials. It creates creative landscapes for play out of natural objects. TRUE FALSE



Answer: True.
Natural playgrounds use nature to create a fun play space.

3 What is an example of loose fill surfacing? A. Sand B. Rubber mulch C. Engineered wood mulch D. All of the above A B C D




Answer: D.
All of the above. Sand, rubber mulch, engineered wood mulch, and even gravel are considered to be acceptable for safety surfacing.

4 Monkey bars are another name for an overhead ladder. TRUE FALSE



Answer: True.
Monkey bars are a more common name for the overhead ladder design.

5 What is a protrusion? A. A type of playground equipment that spins B. A piece of something that sticks out C. Another word for a climber D. A hole in the ground A B C D



Answer: B.
A piece of something that sticks out. A protrusion can harm anyone who is on the playground.

6 Playgrounds are designed to be for outdoor use only. TRUE FALSE



Answer: False.
While some playground equipment is designed to be used outdoors only, there is some equipment that can be used both indoors and outdoors. There is even some equipment designed specifically for indoor use.

7 A Certified Playground Safety Inspector is certified to determine the safety level of a playground. TRUE FALSE



Answer: True.
Certified Playground Safety Inspectors, or CPSI, are trained to inspect a playground to determine if all of the safety requirements are met and how to fix the problems to make the playground safe.

8 Which of the following is a type of climber? A. Rope climber B. Panel climber C. Net climber D. All of the above A B C D




Answer: D.
All of the above. The different styles of climbers provide different types of challenges while climbing.

9 Who sets the safety guidelines for playground equipment? A. The Consumer Playground Safety Commission B. The Caring Playground Safety Commission C. The Consumer Product Safety Commission D. The Committee Play Safety Commission A B C D



Answer: C.
The Consumer Product Safety Commission. The CPSC sets safety guidelines for more than just playground equipment. They have the consumer's best interest in mind.

10 A barrier surrounds an elevated platform to prevent children from falling or trying to climb on the outside of the unit. TRUE FALSE



Answer: True.
A barrier is another element of safety.

11 What does a border do? A. It defines the area of play B. It is used to keep safety surfacing in place C. Combined with a ramp, a border guides wheelchairs onto the playground D. All of the above A B C D



Answer: D.
All of the above. A border is a very important element on the playground.

12 ASTM International provides international standards for playgrounds. TRUE FALSE




Answer: True.
ASTM International provides international standards for a wide range of products, services, and materials.

13 What does the term age group refer to? A. Your age group B. The age range that equipment is designed for C. Any ages that are playing at the time D. The age of the kids in school A B C D



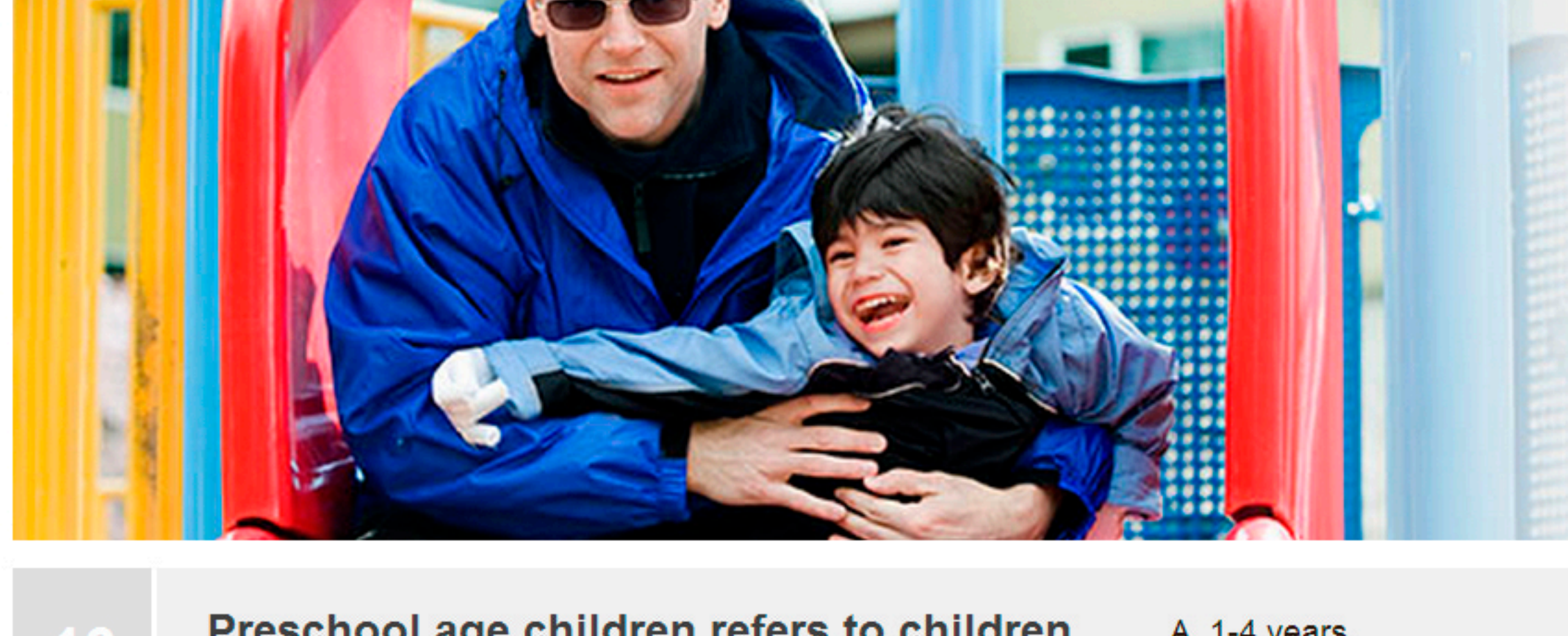
Answer: B.
The age range that equipment is designed for. The age group is very important for safety reasons.

14 What is footing? A. How playground equipment is anchored to the ground B. How you travel up and down the equipment C. The bottom level of equipment D. The ends of monkey bars A B C D



Answer: A.
How playground equipment is anchored to the ground. It is important for equipment to have a strong footing so the equipment lasts for years of play time.

15 An inclusive playground is designed for children of all ages and abilities. TRUE FALSE



Answer: True.
An inclusive playground is intended to provide the best experience for any child, no matter the age or ability of the child.

16 Preschool age children refers to children in the following age range: A. 1-4 years B. 2-12 years C. 2-5 years D. 2-4 years A B C D



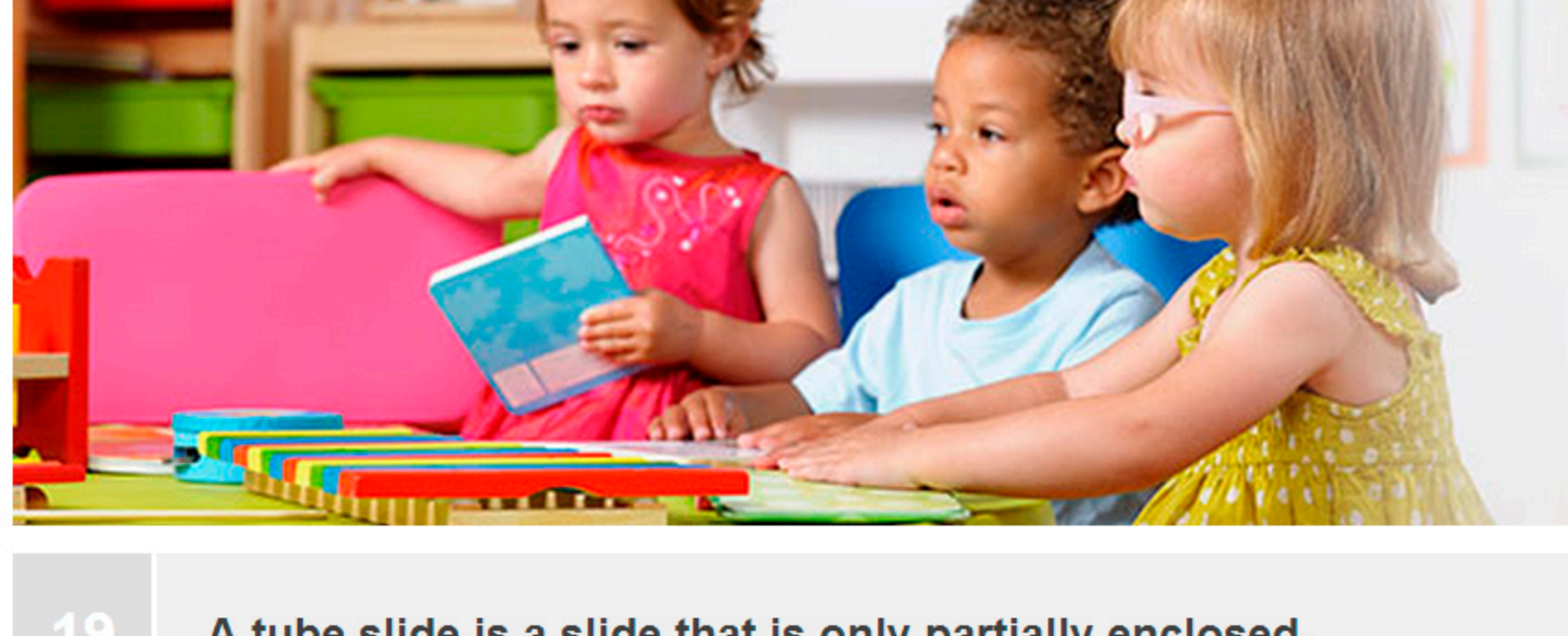
Answer: C.
2-5 years.

17 School age children refers to children in the following age range: A. 5-12 years B. 2-12 years C. 7-12 years D. 4-12 years A B C D




Answer: A.
5-12 years.

18 Toddlers are considered ages 6 months to 23 months. TRUE FALSE



Answer: True.

19 A tube slide is a slide that is only partially enclosed. TRUE FALSE



Answer: False.
A tube slide is fully enclosed.

20 Another name for a see-saw is a teeter totter. TRUE FALSE



Answer: True.
A teeter totter is the more common name among children.